
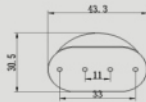





## LUMINAIRE DATA

Picture	product name	color	Diffuser material	Beam angle	Size(mm)	Base type
	FPL-2G11	white	PC	210°		2G11

## LIGHT SOURCE & DRIVER

Series	ELF PL-L 240	ELF PL-L 410	ELF PL-L 560
Picture			
System code	MY-PL24	MY-PL41	MY-PL56
Size(mm)(L*D)	240	410	560
Power consumption	8W	12W	17W
System luminous flux	1120LM	1700LM	2380LM
LM/W	140LM/W	142LM/W	140LM/W
LED Brand	Nichia/Seoul Semi/Epistar		
Input voltage(V AC)	100-240		
CRI(Ra)	» 80		
Color temperature	2700/3000/3500/4000/5000/5700/6500K		
Driver	Internet		
Power Factor	» 0.9		
THD	«20%		
Efficiency Class	A++		
Certification	CE PSE		

## ADDITIONAL DATA

ADDITIONAL DATA	ELF PL-L 240	ELF PL-L 410	ELF PL-L 560
Weight	156g	172g	216g
Material	PC with Aluminium inside		
Ambient temperature range	-10 to 45		

## PACKING INFORMATION

	ELF PL-L 240	ELF PL-L 410	ELF PL-L 560
Net weight	3.9kg	4.3kg	5.4kg
Gross weight	6kg	7kg	9kg
CTN size	275x350x200mm	450x350x200mm	550x350x200mm
Quantity/CTN	25pcs	25pcs	25pcs