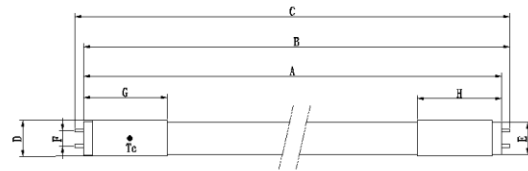


## LED Tube MY-T515C



My lumens tube is good replacement of 1.5M 35W/49W/ 80W traditional fluorescent as saving maximum 57% electricity.As the same time, it provides pure and high uniformity lighting performance with-out flicker, no glare. Offer customer best experientment.

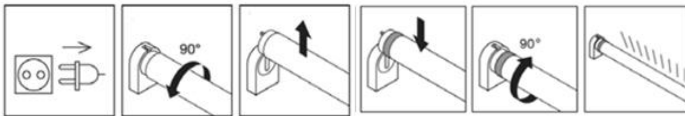


A	B	C	D	E	F	G	H
1449	1460	1471	18	16	5	40	48

Cap-Base	G5
Size:	φ18*L1449mm
SDCM	5
Power	18W/24W/35W
Input	220-240Vac 50/60HZ
Driver	Internal
PF	>0.9
Dimmerable	No
Rated Lifetime	>50000hrs B50L70
Switching Cycle	50000 times
Start Time	<0.5S
IP Grade	II
IP	IP44
Material	Glass
Weight	190g
Ambient temperature	- 25-55°C
Storage temperature	- 30-65°C
Tc	- 10-65°C
Humidity	0%-95%
Energy Efficiency Label (EEL)	A++
Test	CE, ENEC is pending

Model No.	CCT	CRI	Flux	Beam Angel	Cover	Power	Energy Efficiency Label
MY-T51540818302C	4000K	80+	3000lm	180°	Clear	18W	A++
MY-T51530818302C	3000K	80+	3000lm	180°	Clear	18W	A++
MY-T51540824392C	4000K	80+	3900lm	180°	Clear	24W	A++
MY-T51530824392C	3000K	80+	3900lm	180°	Clear	24W	A++
MY-T51540835562C	4000K	80+	5600lm	180°	Clear	35W	A++
MY-T51530835562C	3000K	80+	5600lm	180°	Clear	35W	A++

### Installation Instructions for MY LUMENS TUBE



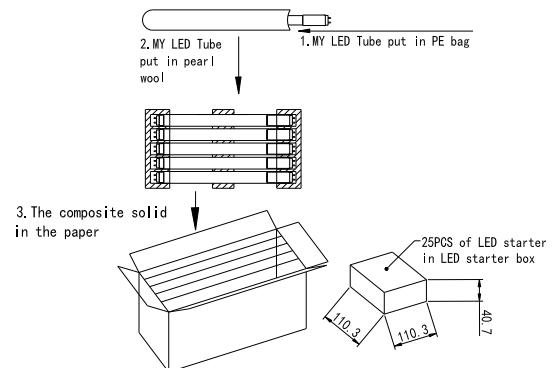
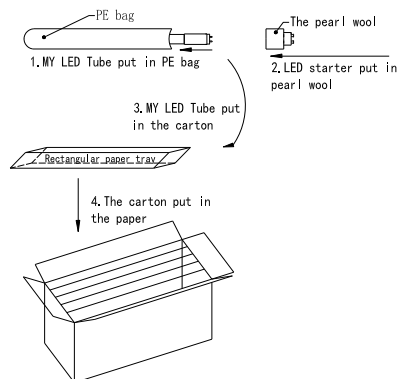
- Always switch off the power supply prior to installation .
- Turn the conventional lamp 90° (1) and take it out of the socket carefully (2).
- Insert MY LUMENS LED Tube into socket (5) and locate into position by turning 90° (6).
- Switch on the power supply and Check light emission direction (7).

### Package: 1.MY LED Tube 2.Installation

#### Package Type

**A**

**B**



**25PCS/Box L1530\*W199\*H227 8.2KG**